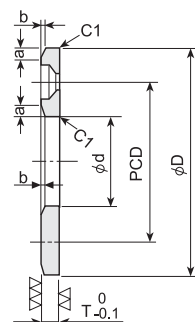
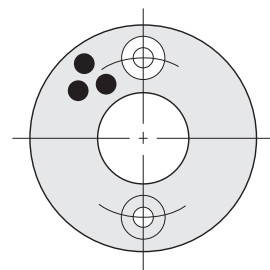


特殊銅合金系



自潤#500SP
止推墊圈(SPW)

尺寸 (mm)		厚度T					公差 -0.1			裝配孔		倒角	
內徑 ϕd	外徑 ϕD	3	5	7	8	10	PCD	個數	使用埋頭螺栓	a	b		
		SPW	SPW	SPW	SPW	SPW							
10.2	30	-1003					20	2	M3	1.5	0.3		
12.2	40	-1203					28	"	"	2	0.4		
12.2	40	-1203N							無埋頭螺栓孔	"	"		
13.2	40	-1303					28	2	M3	"	"		
14.2	40	-1403					"	"	"	"	"		
15.2	50	-1503					35	"	"	"	"		
16.2	50	-1603					"	"	"	"	"		
16.2	50	-1603N							無埋頭螺栓孔	"	"		
18.2	50	-1803					35	2	M3	"	"		
20.2	50	-2005					"	"	M5	2.5	"		
25.2	55	-2505					40	"	"	"	"		
30.2	60	-3005					45	"	"	"	"		
35.2	70	-3505					50	"	"	"	"		
40.2	80				-4007		60	"	M6	3	0.5		
45.2	90				-4507		70	"	"	"	"		
50.3	100					-5008	75	4	"	4	0.6		
55.3	110					-5508	85	"	"	"	"		
60.3	120					-6008	90	"	M8	5	0.8		
65.3	125					-6508	95	"	"	"	"		
70.3	130						100	"	"	"	"		
75.3	140						110	"	"	"	"		
80.3	150						120	"	"	"	"		
90.5	170						140	"	M10	"	"		
100.5	190						160	"	"	"	"		
120.5	200						175	"	"	"	"		

●請參考SPB組配。
●可與SPB合併使用。

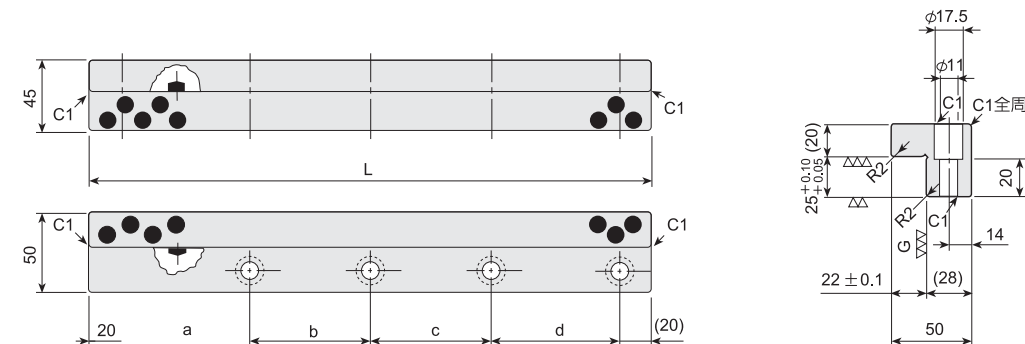
訂購型號
SPW- $\bigcirc\bigcirc$ $\bigcirc\bigcirc$
內徑 厚度

特殊銅合金系

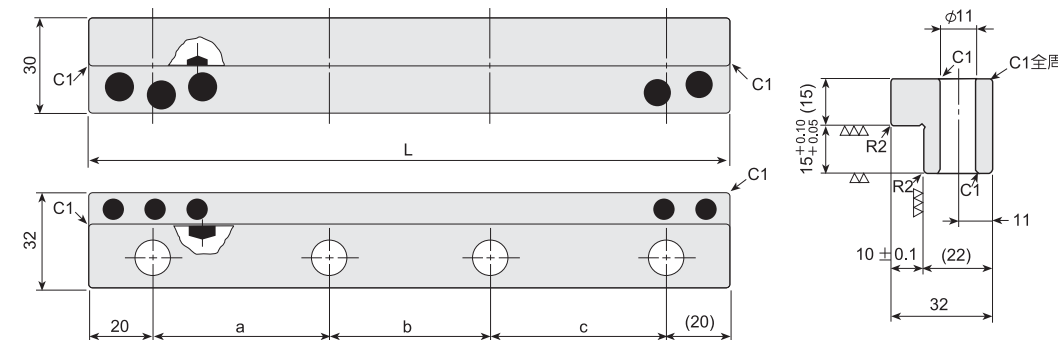


平面型自潤軸承
L型耐磨板(SLP)(#500SP)

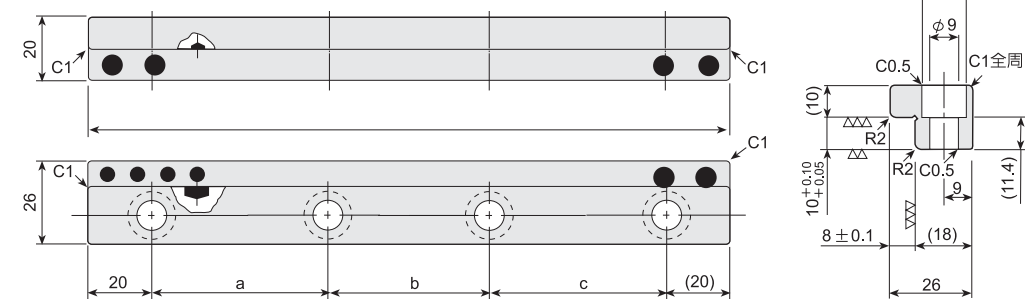
A型



B型



C型



型號	型狀	長度 L	裝配孔之孔距				裝配螺栓	
			a	b	c	d	螺栓規格	個數
SLP-26100C	C型	100	60				M8	2
SLP-26150C	"	150	55	55			"	3
SLP-26200C	"	200	55	50	55		"	4
SLP-32100B	B型	100	60				M10	2
SLP-32150B	"	150	55	55			"	3
SLP-32200B	"	200	55	50	55		"	4
SLP-32250B	"	250	70	70	70		"	4
SLP-50200A	A型	200	55	50	55		"	4
SLP-50250A	"	250	70	70	70		"	4
SLP-50300A	"	300	65	65	65	65	"	5
SLP-50350A	"	350	80	75	75	80	"	5