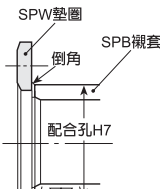
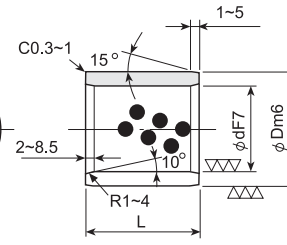
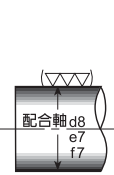


特殊銅合金系



自潤#500SP 襯套(SPB)

迴轉 (搖擺) · 往復運動用

●配合軸 d8: 一般用 (高負荷)
e7: 一般用 (輕負荷)
f7: 高精度用

●若承受軸向負荷時須配合
SPW組合使用。

軸徑 區分	寸法 (mm)		長度 L 公差 ^{-0.1} / _{-0.3}									內徑	外徑	適用 墊圈 SPW				
	內徑	外徑	8	10	12	15	16	20	25	30	35							
	∅d 公差	∅D 公差	SPB	SPB	SPB	SPB	SPB	SPB	SPB	SPB	SPB							
8	8	+0.028 +0.013	12	+0.018 +0.007	-081208	-081210	-081212	-081215										
10	10	"	14	"	-101408	-101410	-101412	-101415		-101420								
12	12	+0.034 +0.016	18	"	-121808	-121810	-121812	-121815	-121816	-121820	-121825	-121830						
13	13	"	19	+0.021 +0.008		-131910	-131912	-131915		-131920								
14	14	"	20	"		-142010	-142012	-142015		-142020	-142025	-142030						
15	15	"	21	"		-152110	-152112	-152115	-152116	-152120	-152125	-152130						
16	16	"	22	"		-162210	-162212	-162215	-162216	-162220	-162225	-162230	-162235					
18	18	"	24	"			-182412	-182415	-182416	-182420	-182425	-182430						
20	20	+0.041 +0.020	28	"		-202810	-202812	-202815	-202816	-202820	-202825	-202830	-202835					
	20	"	30	"					-203016	-203020	-203025	-203030	-203035					
25	25	"	33	+0.025 +0.009			-253312	-253315	-253316	-253320	-253325	-253330	-253335					
	25	"	35	"			-253512	-253515	-253516	-253520	-253525	-253530	-253535					
30	30	"	38	"			-303812	-303815		-303820	-303825	-303830	-303835					
	30	"	40	"			-304012	-304015		-304020	-304025	-304030	-304035					
31.5	31.5	+0.050 +0.025	40	"								-314030						
											-354425	-354430	-354435					
35	35	"	44	"							-354440	-354445	-354450					
	35	"	45	"						-354520	-354525	-354530	-354535					
40	40	"	50	"				-405015		-405020	-405025	-405030	-405035					
	40	"	55	+0.030 +0.011							-405530	-405535						
45	45	"	55	"							-455530	-455535						
	45	"	56	"							-455630	-455635						
45	45	"	60	"							-456030	-456035						
	50	"	60	"						-506020	-506030	-506035						
50	50	"	62	"							-506230	-506235						
	50	"	65	"							-506530							
55	55	+0.060 +0.030	70	"							-557030	-557035						
60	60	"	74	"							-607430	-607435						
	60	"	75	"							-607530	-607535						
63	63	"	75	"														
65	65	"	80	"														
	70	"	85	+0.035 +0.013							-708530	-708535						
70	70	"	90	"														
	75	"	90	"														
75	75	"	95	"														
	80	"	96	"														
80	80	"	100	"														
90	90	+0.071 +0.036	110	"														
100	100	"	120	"														
110	110	"	130	+0.040 +0.015														
120	120	"	140	"														
125	125	+0.083 +0.043	145	"														
130	130	"	150	"														
140	140	"	160	"														
150	150	"	170	"														
160	160	"	180	"														

使用注意事項

- 自潤#500SP襯套(SPB)在迴轉，搖擺及往復運動均可使用。
- 若承受軸向荷重時，請配合自潤#500SP墊圈(SPW)組合使用。
- 請避免在水中使用。
- 內徑31.5mm在油壓缸中間耳軸(trunnion)襯套。

※特殊規格尺寸亦可訂製。
※特殊條件及場所之使用請另洽本公司。

訂購型號
SPB---
內徑 外徑 長度

軸徑 區分	寸法 (mm)		長度 L 公差 ^{-0.1} / _{-0.3}										內徑	外徑	適用 墊圈 SPW			
	內徑	外徑	40	50	60	70	80	100	120	130	140	150						
	∅d 公差	∅D 公差	SPB	SPB	SPB	SPB	SPB	SPB	SPB	SPB	SPB	SPB						
8	8	+0.028 +0.013	12	+0.018 +0.007														
10	10	"	14	"														
12	12	+0.034 +0.016	18	"														
13	13	"	19	+0.021 +0.008														
14	14	"	20	"														
15	15	"	21	"														
16	16	"	22	"														
18	18	"	24	"														
20	20	+0.041 +0.020	28	"														
	20	"	30	"														
25	25	"	33	+0.025 +0.009														
	25	"	35	"														
30	30	"	38	"														
	30	"	40	"														
31.5	31.5	+0.050 +0.025	40	"														
35	35	"	44	"														
	35	"	45	"														
40	40	"	50	"														
	40	"	55	+0.030 +0.011														
45	45	"	55	"														
	45	"	56	"														
45	45	"	60	"														
	50	"	60	"														
50	50	"	62	"														
	50	"	65	"														
55	55	+0.060 +0.030	70	"														
60	60	"	74	"														
	60	"	75	"														
63	63	"	75	"														
65	65	"	80	"														
	70	"	85	+0.035 +0.013														
70	70	"	90	"														
	75	"	90	"														
75	75	"	95	"														
	80	"	96	"														
80	80	"	100	"														
90	90	+0.071 +0.036	110	"														
100	100	"	120	"														
110	110	"	130	+0.040 +0.015														
120	120	"	140	"														
125	125	+0.083 +0.043	145	"														
130	130	"	150	"														
140	140	"	160	"														
150	150	"	170	"														
160	160	"	180	"														